


Recorders beta



Warm-ups

Lorem ipsum dolor sit amet, suspendisse nulla pretium, rhoncus tempor placerat fermentum, enim integer ad vestibulum volutpat. Nisl rhoncus turpis est, vel elit, congue wisi enim nunc ultricies dolor sit, magna tincidunt. Maecenas aliquam est maecenas ligula nostra.



Beginning Warm-ups






OUR FIRST NOTES

1. C, A
2. D, F
3. G

3.



4
4



4.



4
4

D'



D'



D'



5.



4
4

F



F



F



6.



4
4

F



D'



C'



A







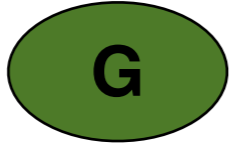
F



7.






4
4








8.



4
4



4
4



The Basics


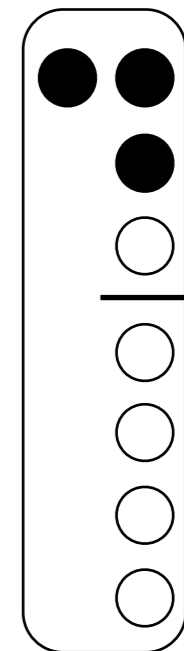

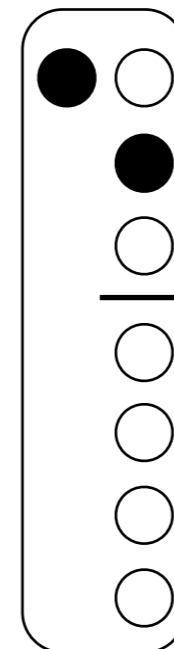
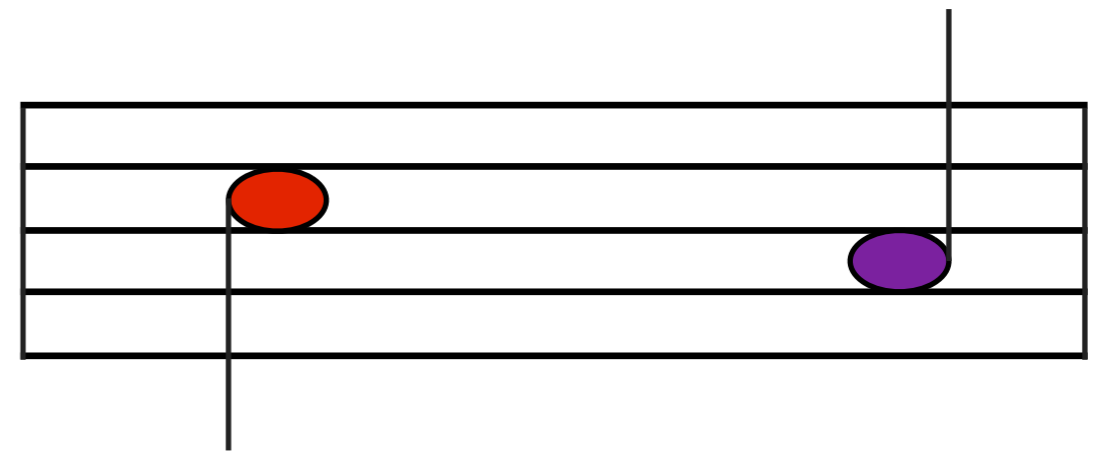
SECTION 1


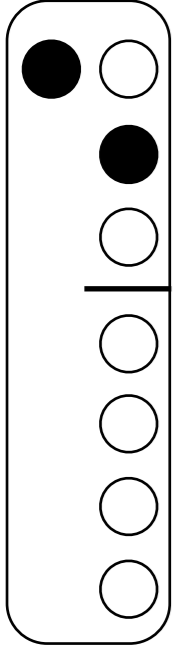
C & A

SONG LIST

1. C
2. A
3. C & A
4. Counting Song/Cuckoo
5. Engine, Engine, Number Nine

Playing recorder, like any instrument, can be challenging at first. If you try singing what is in front of you, it will end up being easier for you to play. The following songs use the solfege pitches of So and Mi. Practice singing these pitches before attempting to play it on the recorder.








1.








4
4


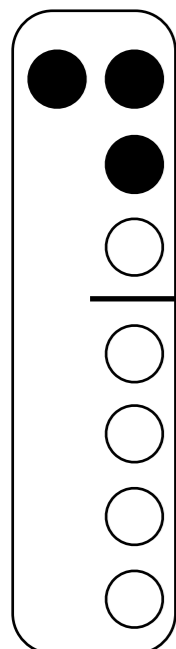


2.



4
4








3.








4/4


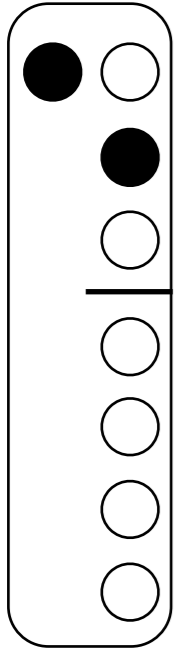


4.



4/4


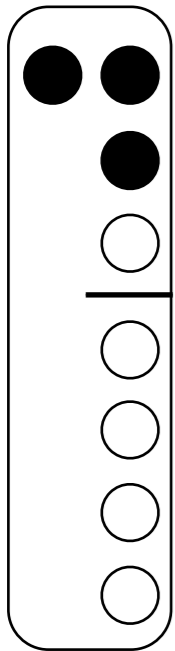









5.








4
4



6.



4
4




TRUE OR FALSE

Your left hand is always on top.

- A.** True
- B.** False

Check Answer

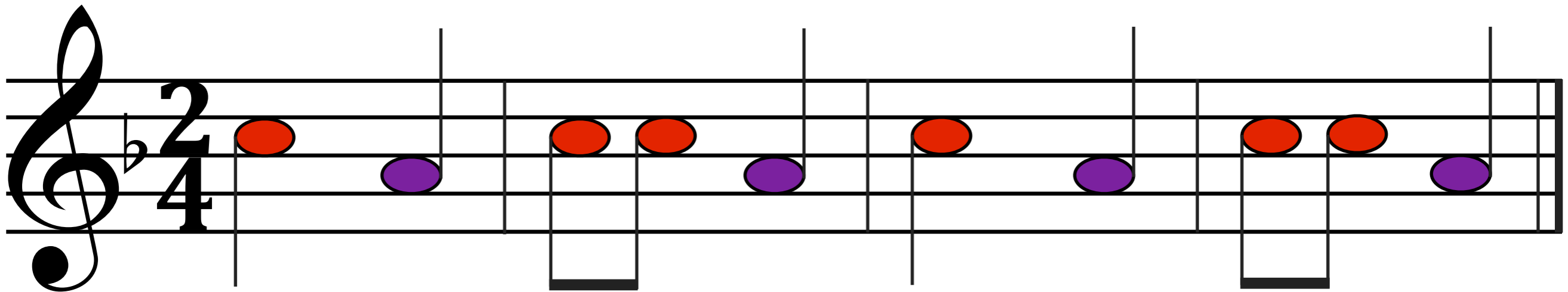
1. The Counting Song



One, two, tie my shoe; Three, four, shut the door;
Five, six, pick up sticks; Seven, eight, lay them straight;
Nine, ten big fat hen; 'Leven, twelve dig and delve.

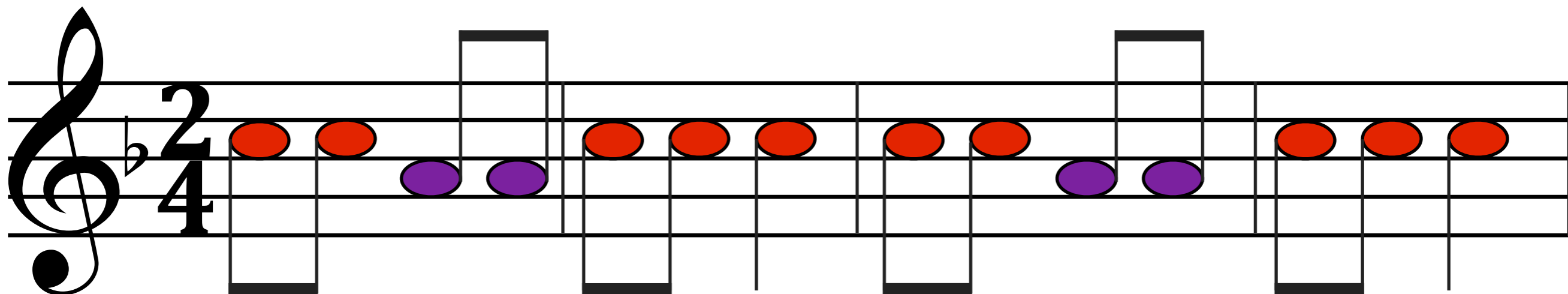
**Forgot the
Fingering?**

2. Cuckoo

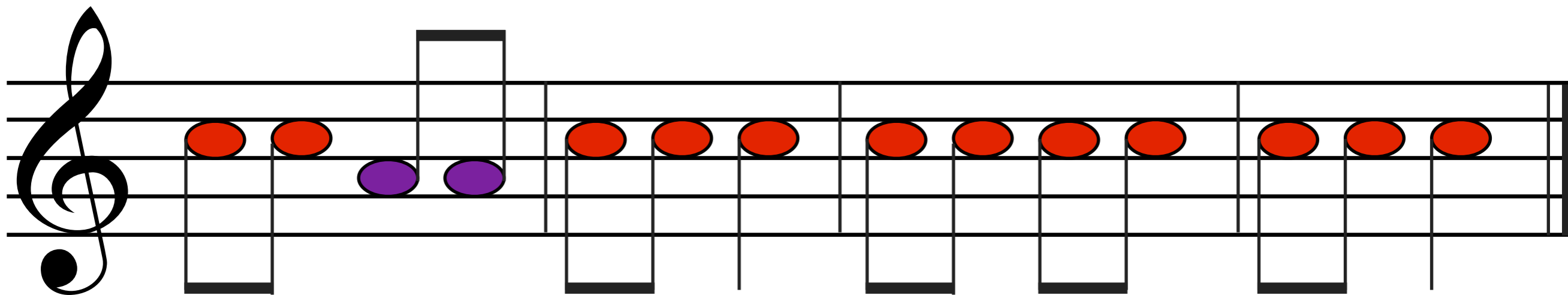


Cuck - oo, where are you? Cuck - oo, where are you?

3. Engine, Engine, Number Nine



En - gine, en - gine num - ber nine, Go - ing down the rail - road line!



If the train goes off the track, Will I get my mon - ey back?

SOLFEGE REVIEW

What Solfege sounds we used in these first three songs?


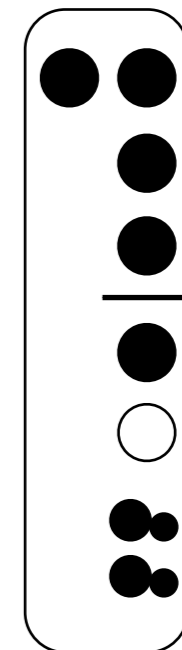

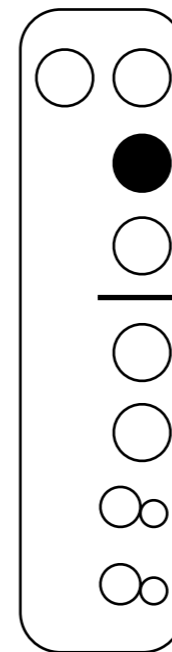

- A.** Re - Mi
- B.** So - Mi
- C.** La - Mi
- D.** Do - So


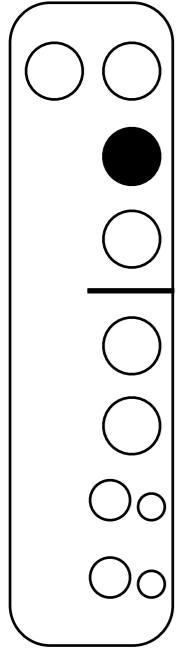
Check Answer

D & F

SONG LIST

1. **D' Lion**
2. **Lucy Locket**
3. **Oliver Twist**
4. **Ring-a-Round the Rosey**
- 5.








4.




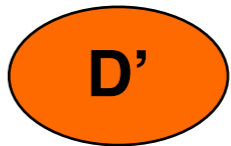


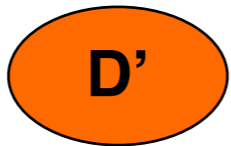
4
4



5.



4
4



Forgot the Fingering?

D' Lion

Frazier



8

mp D' li - on, D' li - on sleeps all day long. D'

5

li - on, D' li - on has a big yawn. D' li - on is

10

fierce when he wakes from sleep. D' li - on, D'

14

li - on goes back to sleep.

Forgot the Fingering?



Lucy Locket

arr. Frazier

8

Lu - cy lock - et lost her pock - et

8


3

kit - ty fish - er found it. Not a pen - ny

8

6

was there in it, on - ly rib - bon 'round it.



Oliver Twist

arr. Frazier

8


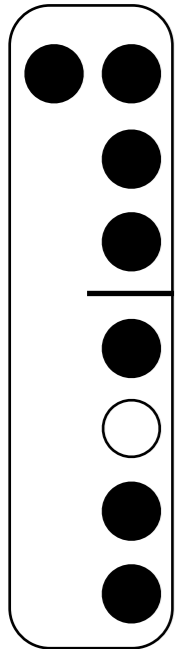
Ol - iv - er Twist you can't do this, so what's the point of

4

try - ing? Touch your knees, touch your toes,

7

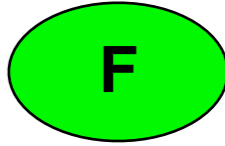
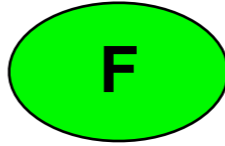
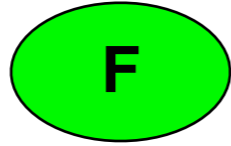
clap your hands and a - way you go!



4.



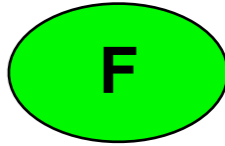
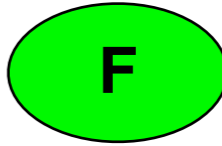
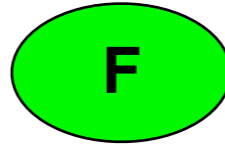
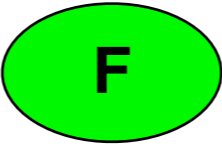
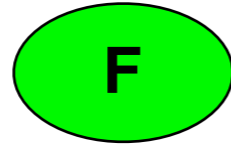
4
4



5.



4
4



Forgot the Fingering?



Ring-a-Round the Rosey

arr. Frazier


8
Ring - a - round the ros - ey, a

3
pock - et full of pos - ey. Ash - es,

6
ash - es, we all fall down.

CHAPTER 3

Folk Songs



Winter Folk Songs

SONG LIST

1. Adeste Fideles
2. Jingle Bells
3. Away in a Manger
- 4.



Adeste Fideles

8
O come all ye faith - ful, joy - ful and tri - um - phant. Come ye, O co - me ye to

7
Be - th - le - hem. Come and be - hold him, Born the king of a - n - gels; O

13
come let us a - dore him, O come let us a - dore him, O come let us a -

18
dore h - im, Chri - st the Lord!



Jingle Bells

8

mf Jin - gle bells, jin - gle bells, jin - gle all the way!

5

1.

Oh what fun it is to ride in a one horse o - pen sleigh! Hey!

9

2.

one horse o - pen sleigh!



Away in a Manger

8

mp A - way in a man - ger, no crib for a bed, the lit - tle Lord Je - sus lay

7

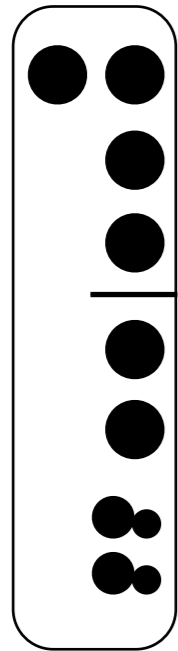
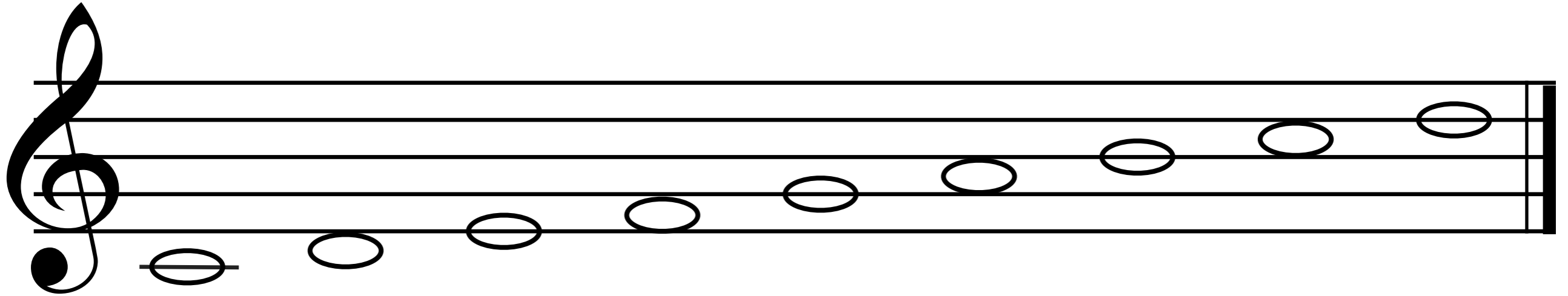
down his sweet head, the stars in the sky looked down where He

12

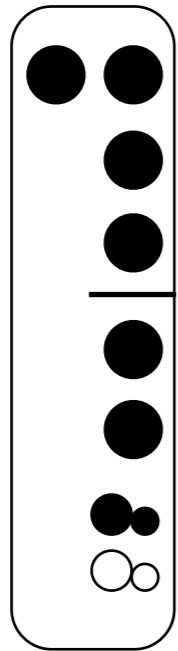
lay, the lit - tle Lord Je - sus a - sleep on the hay.

Fingering Chart

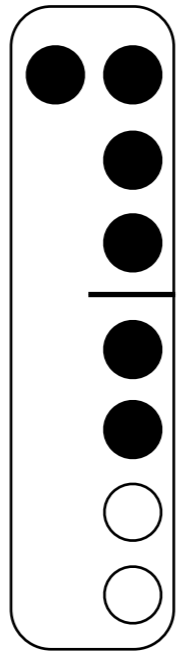
Fingering Chart



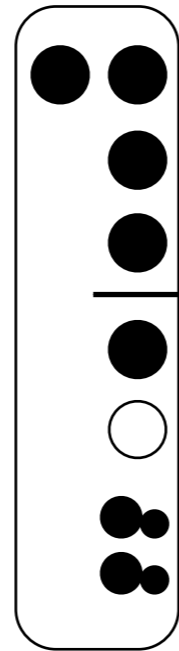
C



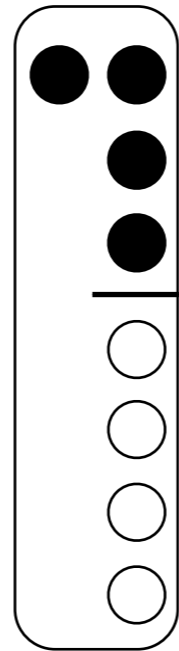
D



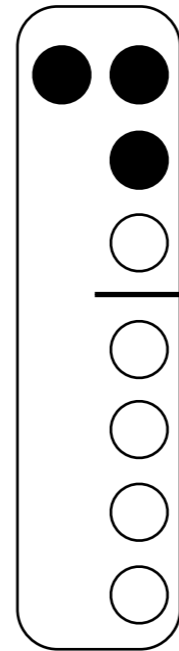
E



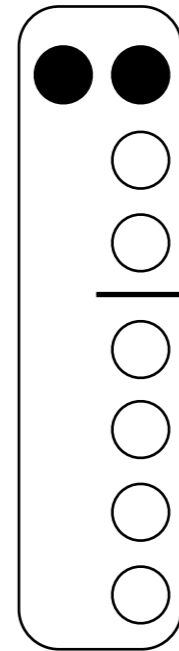
F



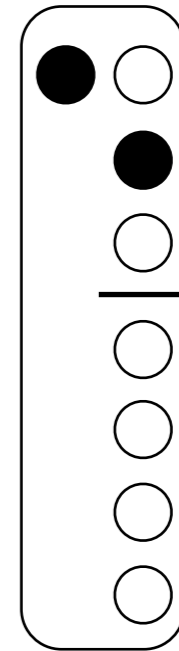
G



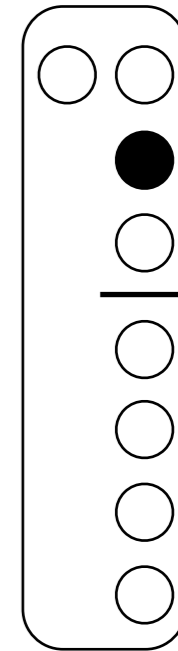
A



B

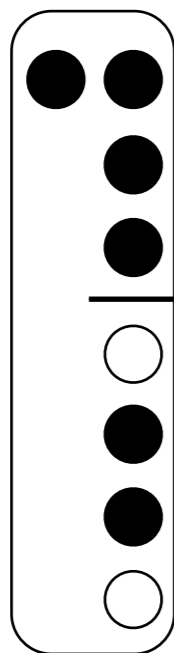
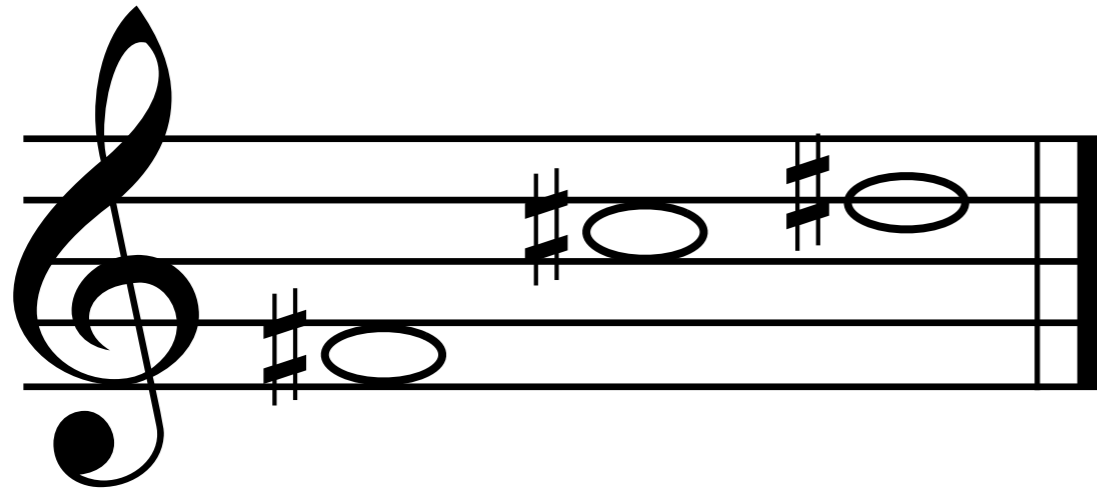


C'

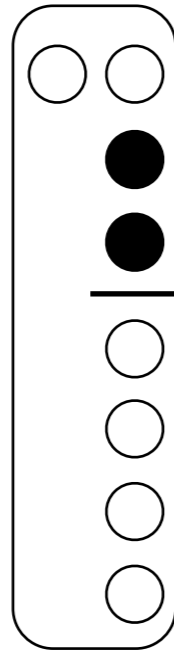


D'

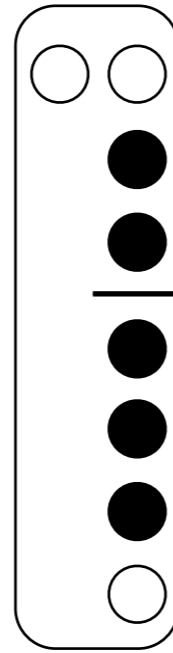
Sharp Fingerings



F#


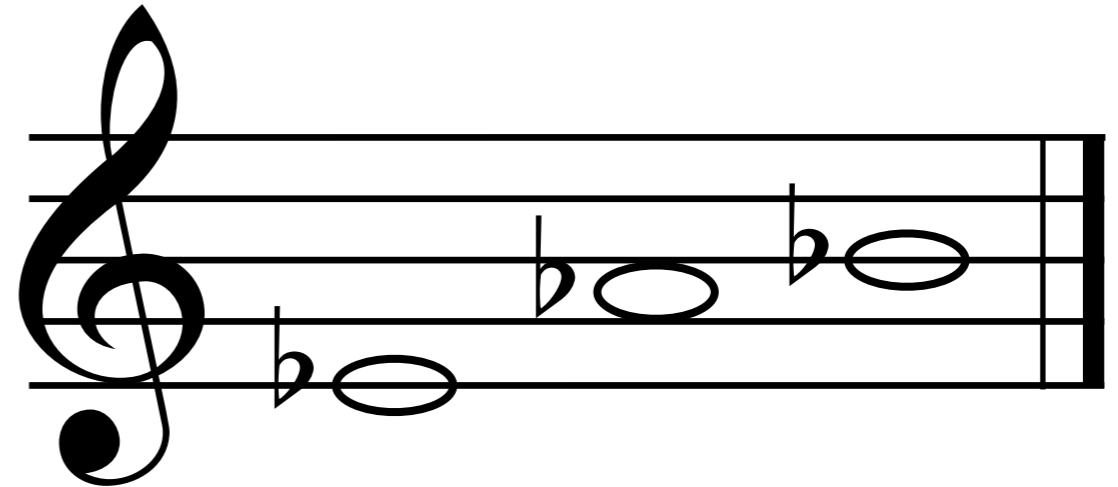


C#




D#

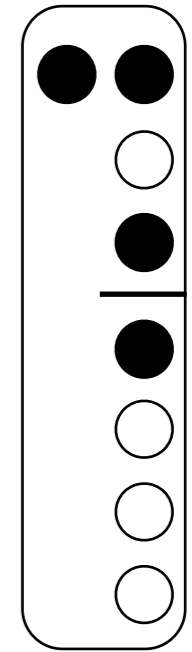
Flat Fingerings



E \flat



A \flat



B \flat